

How to Perform Salah

Having cleansed yourself by *Wudu*, you may proceed to perform *Salah*. *Wudu* is a ritual cleansing. Before you begin your *Salah*, however, you must make sure that you have a clean body, a clean place to pray, and that you are wearing clothing free of impurities. The minimum clothing required during *Salah* is:

A. For males: Any clothing that covers from the navel to the knees. It is preferable to cover the shoulders.

B. For females: Any clothing that covers all of the body (including the head) except the face, hands, and according to Imam Abu-Hanifah the toes and a portion of the front of the feet.

The way to offer Salah is:

1. Stand upright facing the direction of *Al-Ka'bah*. This position is called *Qiyaam* and the direction is called *Qiblah* in Arabic. The *Qiblah* in North America is towards the east with a slight angle towards the north.

2. Make *Niyyah* (intention) in your heart for the prayer you want to pray.

3. Raise your hands to your ears and say: "**Allahu Akbar.**" This means: (Allah is the Greatest). This is called *Takbiratul Ihram*



4. Now place your right hand on top of your left hand on the chest and look downward to the place where your forehead will touch the ground in the *Sujood* (prostration) and recite silently:



"Subhanaka allahumma wa bi hamdika wa tabara kasmuka wa ta'ala jadduka wa la ilaha ghairuka."

سبحانك اللهم وبحمدك، وتبارك اسمك، وتعالى جدك، ولا إله غيرك

This means: "O Allah, how perfect You are and praise be to You. Blessed is Your name, and exalted is Your power."

Your majesty. There is no god but You.” [Only recite this supplication, *Subhanaka*, at the beginning of the first *Rak'ah*]

Then recite silently: "*A'udhu billahi minash shaitanir rajim.*"

أعوذ بالله من الشيطان الرجيم

This is called *Ta'awwudh*, and it means: “I seek shelter in Allah from the rejected Satan.”

بسم الله الرحمن الرحيم

Then recite: "*Bismillahir rahmanir rahim.*"

This is called *Tasmiyah*, and it means: “In the name of Allah, the most Gracious, the most Merciful

5. After this, recite *Suratul Fatihah* (the opening chapter) of the Noble *Qur'an*:

"Al hamdu lil lahi rabbil 'alamin. Arrahmanir rahim. Maliki yawmiddin. Iyyaka na'budu wa i nasta'in. Ihdinas siratal mustaqim. Siratal ladhina an'amta'alaihim, ghairil maghdubi'alaihin lad dhallin. (Amin)"

< الحمد لله رب العالمين، الرحمن الرحيم، مالك يوم الدين، إياك نعبد >
< وإياك نستعين، اهدنا الصراط المستقيم، صراط الذين أنعمت عليهم غير المغضوب عليهم ولا الضالين >

This means:

"All praises and thanks be to Allah, the Lord of the worlds, the most Gracious, the most Merciful Master of the Day of Judgment. You alone we worship, from You alone we seek help. Guide us : the straight path - the path of those whom You favored, not of those who earned Your anger or went astray."

You must recite *Surat Al-Fatihah* in each unit (*Rak'ah*) of the prayer, if you pray alone. However, if you are praying behind an Imam and he recites loudly, then it is not necessary for you to recite it.

6. Now recite any other passage from the Noble *Qur'an*.

For example: "*Bismillahir rahmanir rahim*

Qul hu wal lahu ahad, allahus samad, lam yalid wa lam yulad, wa lam ya kul lahu kufuwan al

< بسم الله الرحمن الرحيم >
< قل هو الله أحد، الله الصمد، لم يلد ولم يولد، ولم يكن له كفوا أحد >

This means:

"In the name of Allah, the most Gracious, the most Merciful. Say, He is Allah, the One. Allah is Eternal and Absolute. He begets not, nor was He begotten. And there is none co-equal unto Him.

7. Now bow down saying: "*Allahu Akbar*"

and place your hands on your knees and say

silently: "*Subhana Dabbihna A'Alim*" This

silently: ***Subhana Rabbiyal A'lim.*** This means: (How Perfect is my Lord, the Supreme) three times. This position is called *Rukoo'*. Keep your head in line with your back, and look downward to the place of *Sujood*. (See step 9)



8. Stand up from the bowing position saying: ***"Sami'Allahu liman hamidah"*** (Allah hears those who praise Him) ***"Rabbana lakal hamd."*** This means: (Our Lord, praise be to You).



9. Prostrate on the floor saying: ***"Allahu Akbar"*** with your forehead, nose, palms of both hands, your knees, and toes all touching the floor. Then recite silently: ***"Subhana Rabbiyal A'la."*** (How Perfect is my Lord, the Highest) three times. This position is called *Sujood*. Keep your arms away from the sides of the body and the ground.




10. Sit up from the floor saying ***Allahu Akbar.*** Sit upright with your knees bent and palms placed on them and say: ***"Rabbighfir li."***

رب اغفر لي

This means:
"O my Lord! Forgive me."

Say ***"Allahu Akbar"*** and again prostrate in the *Sujood* position. Recite ***"Subhana Rabbiyal A'la"*** three times. Sit up from this position saying

"Allahu Akbar"

This completes the first *Rak'ah* or unit of *Salah*. Now stand up for the second *Rak'ah* and perform it in the same way, except that you do not recite *Subhanaka* at the beginning, and after the second *Sujood* (prostration) you sit on the left leg while keeping the right foot upright and put your right hand on the right thigh, with all fingers together in a fist except the index finger. Stick the index finger straight out. Put your left hand on the left thigh. Now recite *Tashahhud* silently:



التحيات لله والصلوات والطيبات، السلام عليك أيها النبي ورحمة الله وبركاته، السلام علينا وعلى عباد الله الصالحين، أشهد أن لا إله إلا الله، وأشهد أن محمدا عبده ورسوله.

"At-Tahiyyatu lillahi	This means: "Greetings, prayers and
was- Salawatu wat-Tayyibatu.	goodness belong to Allah.
As-Salamu ' alaika	Peace be on you,
ayyuhannabiyyu	O Prophet
wa rahmatullahi	and the mercy of Allah
wa barakatuhu.	and His blessings.
Assalamu 'alaina wa'ala	Peace be on us and on
ibadil-Lahis -Salihin	the righteous servants of Allah
ash hadu al-La ilaha	I bear witness that
il-Lal lahu	there is no god but Allah,
wa ash hadu anna	and bear witness that
Muhammadan abduhu	Muhammad is His servant
wa rasuluhu."	and Messenger."

In a three-*Rak'ah Salah* (as in *Maghrib*) or a four-*Rak'ah Salah* (*Dhuhr*, *Asr*, and *Isha*) you stand the remaining *Rak'ah(s)* after you have done *Tashahhud*. For a two-*Rak'ah Salah* you remain sea after *Tashahhud* and then recite silently *Assalatul-Ibrahimiyyah*:

ل على محمد وعلى آل محمد، كما صليت على إبراهيم وعلى آل إبراهيم، وبارك على محمد وعلى آل محمد، كما باركت على إبراهيم
وعلى آل إبراهيم، في العالمين إنك حميد مجيد.

"Allahumma salli 'ala Muhammadin
Wa 'ala ali Muhammadin
Kama sallaita 'ala Ibrahima
wa 'ala ali Ibrahima
wa barik 'ala Muhammadin
wa 'ala ali Muhammadin
Kama barakta 'ala Ibrahima
Wa 'ala ali Ibrahima
Fil a'lamina Innaka

"O Allah, let Your mercy come upon Muhammad and the family of Muhammad as You let it come upon Ibrahim and the family of Ibrahim O Allah, bless Muhammad and the family of Muhammad as You blessed Ibrahim and the family of Ibrahim. Truly You are

hamidun Majid."

Praiseworthy and Glorious."

After this say silently: *"Allahumma inni a'udhu bika min adhabi jahanam wamin adhabil qabr, wamin sharri fitnatil mahya wal mamat wamin sharri fitnatil masihid dajjaal. Rabbi-ghfir li waliwalidayya, rabbi-rhamhuma kama rabbayani saghira."*

إني أعوذ بك من عذاب جهنم، و من عذاب القبر، و من فتنة المحيا و الممات، و من فتنة المسيح الدجال، رب اغفر لي و لوالدي رب ارحمهما كما ربياني صغيرا.

This means: "O Allah! I seek refuge in You from the torment of the Hellfire, from the torment of grave, from the trials and afflictions of life and death, and from the deception of the False-Christ. Lord! Grant me and my parents forgiveness, and bestow Your mercy upon them, just as they brought me up when I was small."

11. Now turn your face to the right saying: *"Assalamu alaikum wa rahmatullah"* (peace and the mercy of Allah be on you) and then to the left repeating the same words.



This completes the two-Rak'ah Salah.

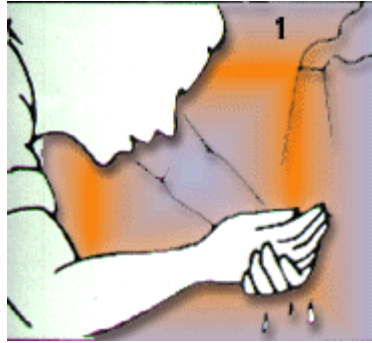
In the three or four-Rak'ah prayers (*Dhuhr*, *Asr*, *Maghrib*, and *Isha*) the whole procedure is repeated for the remaining Rak'ah(s), except after *Tashahhud*, you say *"Allahu Akbar"* and stand up and only recite *Surat Al-Fatiha* in *Fard* prayers and no other *Surah*, then continue doing the rest of the actions as you have done before (*Rukoo'*, rising, *Sujood*). Then stand again for the fourth Rak'ah.

Also, in the last Rak'ah of any prayer, after you have made your *Sujood*, sit up and silently recite *Tashahhud* and *Salatul Ibrahimiyah*. At the end of any prayer, you must finish by making *Tasleem*.
When to Recite Aloud or Silently:

During obligatory *Fajr* prayers, you recite the *Qur'an* aloud in both Rak'ahs. You also recite the *Qur'an* aloud in the two Rak'ahs of the obligatory prayers of *Maghrib* and *Isha* aloud as well.

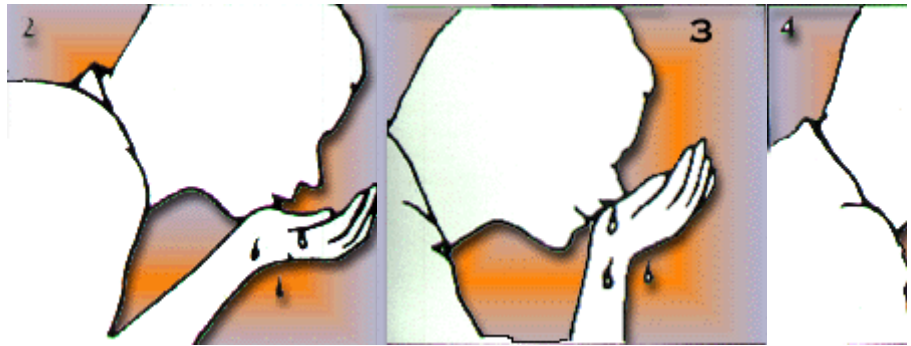
However, the third and fourth Rak'ahs are always recited silently during obligatory prayers. Also, in the *Dhuhr* and *Asr* prayers, the recitation is always silent for all four Rak'ahs.

Furthermore, the one who leads *Jumu'ah* prayers (Friday prayer in place of *Dhuhr*) will recite the *Qur'an* aloud.



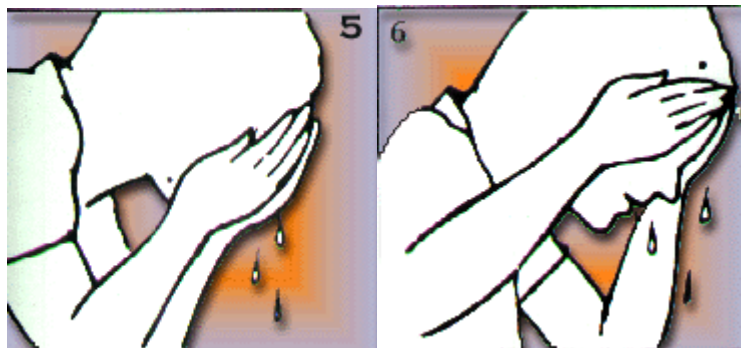
1. First make **Niyyah (Intention)** that you are making Wudu' for **N.B the place of intention is the heart** and begin saying. "Bismillah.." (In the name of Allah, the most me kind).

Wash both hands up to the wrist three times, making sure that water has reached between the fingers.



2,3,4 rinsed ur mouth and cleaned ur nose with water (three times)

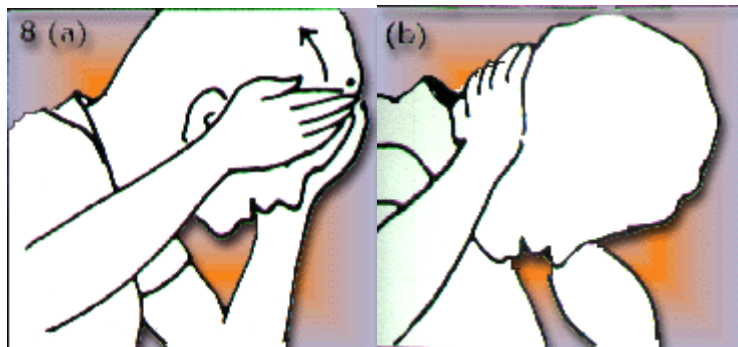
Put a handful of water into your mouth and back it Sniff water into times to clean them and then wash the tip of the nose.



5,6 Wash your face three times from right ear to left ear and from



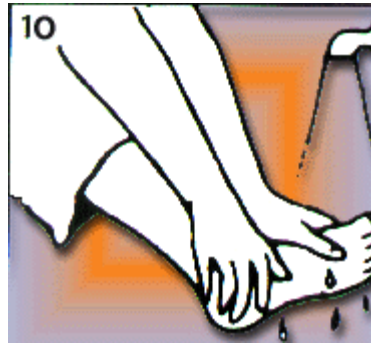
7. Wash your right arm and then your left arm thoroughly from wrist to elbow.



(8 a & b) Move the wet palms over the head from the forehead to the back of the head.



9) Pass the wet tips of index fingers into the grooves and holes of the ears and pass the wet thumbs behind the ears



10. Finally, wash both feet to the ankles starting from the right, making sure water has reached between the toes and all other parts of the feet.

At the end of the above steps recite:

"Ash-hadu an la ilaha illal lahu wa ash-hadu anna Muammadan 'abduhu
Meaning: I testify that there is no god but Allah and He is One and
I also testify that Muhammad is His servant and messenger.

You Should repeat your Wudu after :

1. Natural discharge (e.g. urine, stool, wind and the like)
2. Flow of blood or pus from any part of the body.
3. Full mouth vomiting
4. Falling asleep.

=====:

Al-Ghusl (The Washing Or Bath)

The greater purification, *Al-Ghusl*, is obligatory when one is defiled by nocturnal emission (or a wet dream), marital intercourse, child birth, or entering into the fold of Islam.

The procedure is as follows: Begin with the name of Allah as for Wudu. Wash the hands and the affected parts of the body with water to remove the defilement. Then perform Wudu as above.

Then wash the whole body three times, using clean water for each time.

=====:

Tayammum (Dry Ablution)

On certain occasions, it may become either impossible (e.g.. when water is not available or when one is in a state of ritual impurity and cannot find water) or impermissible (e.g.. when one is in a state of ritual impurity and cannot find water) to perform Wudu or Al-Ghusl. In such cases, Tayammum is required.